



SWSI

Southern Welding Systems International LLC

Welding | Industrial | Safety

International Wholesale Distribution

Contact us for Pricing:

Phone: 281-485-9772 | Fax: 281-485-4386

Email: Sales@swsintl.com | Website: www.swsintl.com

Address: 3908 1st Street Pearland, Texas 77581

Sizing Chart / Instructions


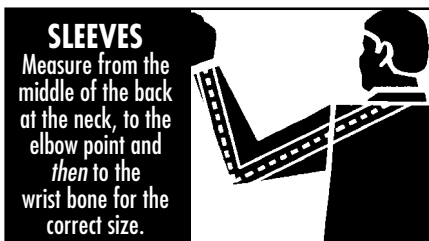
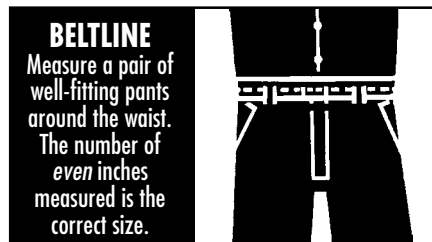
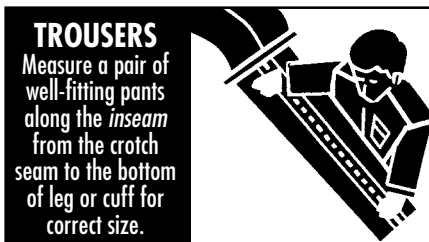
General Measuring Guidelines

TRY THE GARMENT ON! The best way to insure a proper fit is to try on a sizing sample of the actual garment to be worn. It is better if the garment has been washed to allow for shrinkage, especially with 100% cotton products. If you change suppliers or brands, it is suggested that you repeat this process.

Consider: Upsizing if you intend to wear garments over street clothes (coveralls, jumpsuits).

Important...

- Always have *someone else* take the measurements.
- Hold the tape straight and snug, *but not tight*.
- If the measurement falls between two sizes, *order the larger size*.
- The tape should always be *placed exactly* on those body parts illustrated at right.

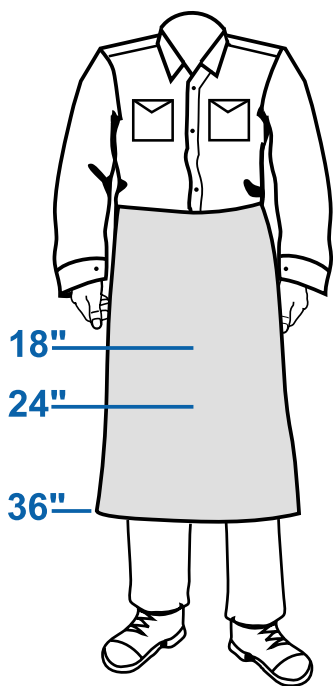


For Coveralls and Jumpsuits:

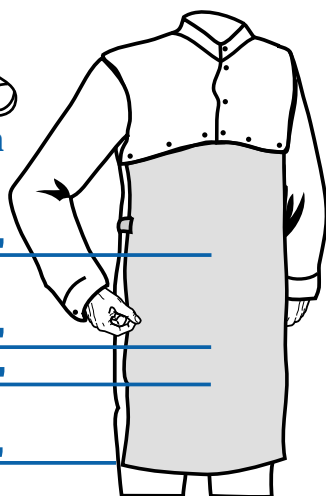
Short:	5'6" and Under
Regular:	5'7" to 6'0"
Tall:	6'½" to 6'3"

Pants:

Waist Sizes:	28" thru 54"
Inseams:	30" thru 36"
Standard Inseam:	32"



Waist Apron Lengths

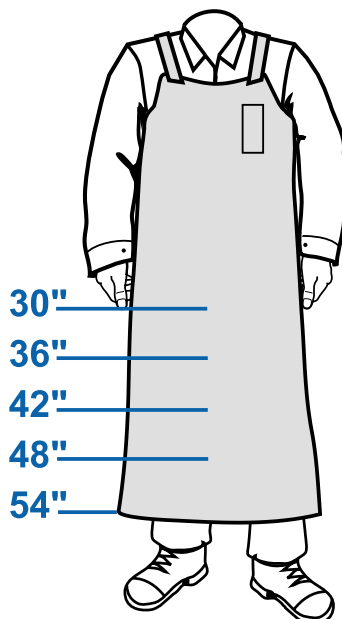


Bib Lengths

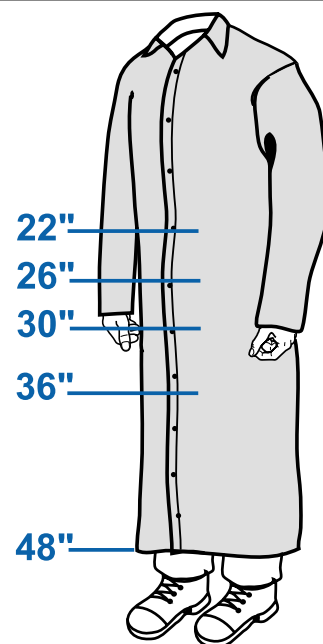
Size Chart (Chest Dimensions)

- Coveralls
- Cape Sleeves
- Jackets
- Shirts
- Lab Coats

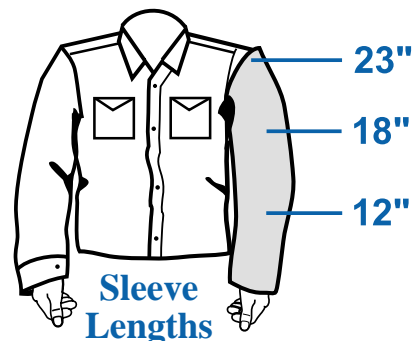
X-Small	30 - 32
Small	34 - 36
Medium	38 - 40
Large	42 - 44
X-Large	46 - 48
2XL	50 - 52
3XL	54 - 56
4XL	58 - 60
5XL	62 - 64
6XL	66 - 68



Bib Apron Lengths



Jacket/Coat Lengths



Sleeve Lengths

METALS REFERENCE CHART

<u>ELEMENT</u>	<u>SYMBOL</u>	<u>MELTING °F</u>	<u>ELEMENT</u>	<u>SYMBOL</u>	<u>MELTING °F</u>
Aluminum	Al	1220	Silicon	Si	2588
Antimony	Sb	1168	Sodium	Na	208
Arsenic	As	1503	Sulphur	S	235
Bismuth	Bi	520	Steel		2462
Cadmium	Cd	610	Tantalum	Ta	5425
Chromium	Cr	3375	Tellurium	Te	846
Cobalt	Co	2723	Tin	Sn	449
Copper	Cu	1981	Titanium	Ti	3020
Indium	In	315	Tungsten	W	6170
Iron	Fe	2795	Vanadium	V	3434
Lead	Pb	622	Zinc	Zn	788
Magnesium	Mg	1200	Gold	Au	1947
Manganese	Mn	2171	Silver	Ag	1764
Mercury	Hg	-38	Platinum	Pt	3222
Molybdenum	Mo	4743	Palladium	Pd	2826
Nickel	Ni	2647	Rhodium	Rh	3571
Selenium	Se	423	Ruthenium	Ru	4190

Annealing Temp of 304 Stainless Steel: 1800°F

Annealing Temp of Inconel: 2000°F

FABRIC CONSTRUCTION

Industrial Fabrics are available in three basic constructions:

Woven

Woven fabrics have two or more sets of yarns *interlaced* at right angles to each other.

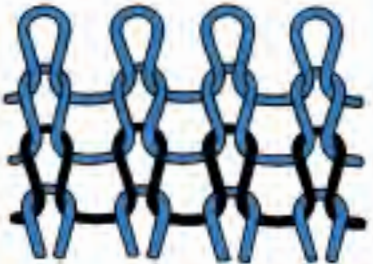
Advantage: Economical and most widely used method of manufacturing fabrics for both industrial and retail use (example: FR Cotton, Nomex).



Knit

Knit fabrics are composed of intermeshing loops of yarn.


Advantage: Has stretch and elasticity, a good insulator (example: Terrycloth). Some knits are seamless (example: Kevlar Tubing).



Nonwoven

Nonwoven fabrics, or felts, are composed of webs (batts) of fibers that are entangled or layered. The fibers are often bonded with adhesives, thread stitching or other means.

Advantage: Very good insulator (example: Wool Felts, Nomex needle point for glove and mitt linings), economical, has “memory”.



• Above fabric construction/art was reproduced, in part, from the *Library of Congress Cataloging-in-Publication Data*