



SWSI

Southern Welding Systems International LLC

Welding | Industrial | Safety


International Wholesale Distribution


Contact us for Pricing:

Phone: 281-485-9772 | Fax: 281-485-4386

Email: Sales@swsintl.com | Website: www.swsintl.com


Address: 3908 1st Street Pearland, Texas 77581

PART NO.		DESCRIPTION	SERVICE
A-SIZE (3/8"-24 THREAD) * B-SIZE (9/16"-18 THREAD)			
101	Oxygen RH: B-Size F Inlet to B-Size M Outlets	CGA-022	"Y" CONNECTIONS, BRASS Pressures to 200 PSIG (1400 kPa) 
102	Acetylene/F. Gases LH: B-Size F Inlet to B-Size M Outlets	CGA-023	
113	Oxygen RH: A-Size F Inlet to A-Size M Outlets	CGA-020	
114	Acetylene/F. Gases LH: A-Size F Inlet to A-Size M Outlets	CGA-021	
401	Inert Gas RH: 5/8"-18 M Inlet to 5/8"-18 F Outlets	CGA-032	
402	Water, Industrial Air LH: 5/8"-18 M Inlet to 5/8"-18 F Outlets	CGA-033	
PRESSURES TO 3000 PSIG (20,700 kPa)			
111-5	Short "Y" Connection: 1/4" NPT M Inlet to 1/4" NPT F Outlets	-	
111-6	Short "Y" Connection: 1/8" NPT F Inlet +0 1/4" NPT F Outlets	-	


PART NO.		DESCRIPTION	SERVICE	
VALVED "Y" CONNECTIONS, BRASS Pressures to 200 PSIG (1400 kPa) <ul style="list-style-type: none"> • For use of two cutting and/or two welding torches at once • Precision shut off valves 		B-SIZE (9/16"-18 THREAD)		
		111 *	Oxygen RH: B-Size F Inlet to B-Size M Outlets	CGA-022
		112 *	Acetylene/F. Gases LH: B-Size F Inlet to B-Size M Outlets	CGA-023
		115	Oxygen RH: A-Size F Inlet to A-Size M Outlets	CGA-020
		116	Acetylene/F. Gases LH: A-Size F Inlet to A-Size M Outlets	CGA-021
		411	Inert Gas RH: 5/8"-18 M Inlet to 5/8"-18 F Outlets	CGA-032
		412	Water, Industrial Air LH: 5/8"-18 M Inlet to 5/8"-18 F Outlets	CGA-033
* Sold in retail clamshell packaging				

PART NO.	OUTLET	SERVICE	GAS
1/2" NPT MALE INLET * 7/8"-14 CGA MALE OUTLET			
WSV-1-1	RH, Gas Tight Plug/Chain	CGA-024	Oxygen
WSV-1-2	LH, Gas Tight Plug/Chain	CGA-025	Fuel Gas
WSV-1-1P	RH, No Outlet Protection	CGA-024	Oxygen
WSV-1-2P	LH, No Outlet Protection	CGA-025	Fuel Gas
WSV-1-1DC	RH, Dust Cap and Chain	CGA-024	Oxygen
WSV-1-2DC	LH, Dust Cap and Chain	CGA-025	Fuel Gas

VALVES, BRASS
Pressures to 200 PSIG (1400 kPa)
UL Listed



WSV-1-1P

	PART NO.	BODY & SEAT STYLE	DESCRIPTION	MAX PSIG	
CARTRIDGE VALVES STAINLESS STEEL, 1/4" NPT X 1/4" NPT  110 Body Style	SS-110S	Male, Metal-To-Metal Seat	For corrosive gases	6000	
	SS-110K	Male, Soft Seat	Minimal force shut-off	3000	
	SS-110M	Male, Metering Seat	Fine thread for accuracy	6000	
	SS-120S	Male 90°, Metal-To-Metal Seat	For corrosive gases	6000	
	SS-120K	Male 90°, Soft Seat	Minimal force shut-off	3000	
	SS-120M	Male 90°, Metering Seat	Fine thread for accuracy	6000	
	SS-130S	Female, Metal-To-Metal Seat	For corrosive gases	6000	
	SS-130M	Female, Metering Seat	Fine thread for accuracy	6000	
	REPLACEMENT CARTRIDGES				
	SS-CS	Metal-To-Metal Seat Cartridge			
SS-CK	Soft Seat Cartridge				

PART NO.	DESCRIPTION		
B-SIZE (9/16"-18 THREAD)			
203	Oxygen CGA-022: Inlet: B-Size Female Swivel Nut RH; Outlet: B-Size Male RH	BRASS BODY VALVES FOR NON-CORROSIVE GASES Pressures to 200 PSIG (1400 kPa)  205 215-AR	
204	Acetylene/F. Gases CGA-023: Inlet: B-Size Female Swivel Nut LH; Outlet: B-Size Male LH		
205	Oxygen CGA-022: Inlet: 1/4" NPT Male; Outlet: B-Size Male RH		
206	Acetylene/F. Gases CGA-023: Inlet: 1/4" NPT Male; Outlet: B-Size Male LH		
207	Oxygen CGA-022: Inlet: B-Size Male RH; Outlet: 1/4" NPT Male		
208	Acetylene/F. Gases CGA-023: Inlet: B-Size Male LH; Outlet: 1/4" NPT Male		
208-F	Acetylene/F. Gases CGA-023: Inlet: B-Size Male LH; Outlet: 1/4" NPT Female		
212	Acetylene/F. Gases CGA-023: Inlet: B-Size Male LH; Outlet: 1/8" NPT Female		
209	Oxygen CGA-022: Inlet: B-Size Male RH; Outlet: B-Size Male RH		
210	Acetylene/F. Gases CGA-023: Inlet: B-Size Male LH; Outlet: B-Size Male LH		
215-AR	Inert Gas CGA-032: Inlet: 1/4" NPT Male; Outlet: 5/8"-18 Female RH		
215-AL	Inert Gas CGA-033: Inlet: 1/4" NPT Male; Outlet: 5/8"-18 Female LH		
215-FR	Inert Gas CGA-032: Inlet: 5/8"-18 Male Swivel Nut RH; Outlet: 5/8"-18 Female RH		
PRESSURES TO 3000 PSIG (20,700 kPa)			
	All Non-Corrosive Gases:		
211-E	Inlet: 1/8" NPT Male; Outlet: 1/8" NPT Male		
211	Inlet: 1/4" NPT Male; Outlet: 1/4" NPT Male		
217	Inlet: 1/4" NPT Male; Outlet: 1/4" NPT Female		
218	Inlet: 1/4" NPT Female; Outlet: 1/4" NPT Male		
218-D	Inlet: 1/4" NPT Female; Outlet: 1/4" NPT Female		

SAFETY RELIEF VALVES

For Gaseous or Liquid Nitrogen, Oxygen, Air and other Cryogenic Fluids

- Use in cryogenic, pressure vessel, manifold and other demanding applications
- Silicone seat provides superior sealing/resealing
- Heavy duty brass construction resists corrosion

1/4" NPT RELIEF VALVE

- Accurate Cracking Pressure:
± 3 PSIG to 70 PSIG
4% of set pressure over 70 PSIG
- Temperature Range:
- 100°F to +165°F
- 73°C to +74°C
- Pressure Settings (PSIG)
22, 35, 50, 100, 125, 230, 235, 350
(others available upon request)
- Orifice Size: 1/4" Diameter
- Flow Coefficient
(Cv Factor): .65 Typical

1/2" NPT RELIEF VALVE

- Accurate Cracking Pressure:
± 5 PSIG to 100 PSIG
± 10 PSIG of set pressure over 100 PSIG
- Temperature Range:
- 100°F to +165°F
- 73°C to +74°C
- Pressure Settings (PSIG)
60, 75, 100, 150, 200, 250, 375
(others available upon request)
- Orifice Size: 5/16" Diameter
- Flow Coefficient
(Cv Factor): 1.3 Typical

PART NO.		DESCRIPTION
1/4" NPT Inlet Relief Valves		
WMV-4-22		22 PSIG Setting
WMV-4-35		35 PSIG Setting
WMV-4-50		50 PSIG Setting
WMV-4-100		100 PSIG Setting
WMV-4-125		125 PSIG Setting
WMV-4-230		230 PSIG Setting
WMV-4-235		235 PSIG Setting
WMV-4-350		350 PSIG Setting
WMV-4-7		Pipe-away Adaptor, All Models
1/2" NPT Inlet Relief Valves		
WMV-8-60		60 PSIG Setting
WMV-8-75		75 PSIG Setting
WMV-8-100		100 PSIG Setting
WMV-8-150		150 PSIG Setting
WMV-8-200		200 PSIG Setting
WMV-8-250		250 PSIG Setting
WMV-8-275		275 PSIG Setting
WMV-8-7		Pipe-away Adaptor, All Models

SAFETY RELIEF VALVES, BRASS