



SWSI

Southern Welding Systems International LLC

Welding | Industrial | Safety


International Wholesale Distribution

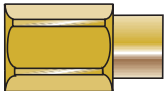
Contact us for Pricing:


Phone: 281-485-9772 | Fax: 281-485-4386


Email: Sales@swsintl.com | Website: www.swsintl.com

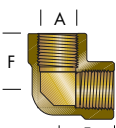
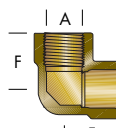
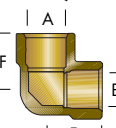
Address: 3908 1st Street Pearland, Texas 77581

PART NO.	OD & WALL	LENGTH	STYLE	MATERIAL	MANIFOLD TUBING 3000 PSI  COIL
CT-40	1/4" x .065	50 Feet	Coil	Copper, Annealed	
CT-50	5/16" x .065	50 Feet	Coil	Copper, Annealed	
CT-60	3/8" x .065	50 Feet	Coil	Copper, Annealed	

MANIFOLD TUBING ADAPTOR BUSHINGS 	PART NO.	DESCRIPTION	MATERIAL
	Fits PH-1 Pigtail Handle		
BT-2M2	BT-2M1	1/4" NPTF x 1/4" OD Tubing Recess	Brass
	BT-2M2	1/4" NPTF x 5/16" OD Tubing Recess	Brass
	BT-2M3	1/4" NPTF x 3/8" OD Tubing Recess	Brass
	BT-2M1-SS	1/4" NPTF x 1/4" OD Tubing Recess	St. Steel

PART NO.	LENGTH	SIZE	PART NO.	LENGTH	SIZE	MANIFOLD PIPE & PIPE FITTINGS, BRASS BRASS ALLOY 360, Pressures to 3000 PSIG (20,700 kPa) 
*(1/2" PIPE WALL THICKNESS - .196") *(3/4" PIPE WALL THICKNESS - .230")						
THREADED PIPE NIPPLES						PIPE NIPPLE LENGTH
WHF-3-1	1-1/2"	1/2" NPT	WHF-3-9	1-1/2"	3/4" NPT	
WHF-3-2	2"	1/2" NPT	WHF-3-10	2"	3/4" NPT	
WHF-3-3	4"	1/2" NPT	WHF-3-11	4"	3/4" NPT	
WHF-3-19	6"	1/2" NPT	WHF-3-21	6"	3/4" NPT	
WHF-3-5	8-1/2"	1/2" NPT	WHF-3-13	8-3/8"	3/4" NPT	
WHF-3-7	11-1/2"	1/2" NPT	WHF-3-16	11-3/8"	3/4" NPT	

NOMINAL PIPE LENGTHS BRASS ALLOY 360, PRESSURES TO 3000 PSIG (20,700 kPa) 	PART NO.	LENGTH	SIZE	PART NO.	LENGTH	SIZE
	CLEANED FOR OXYGEN					
SHORT PIPE LENGTH	WHF-3-23	2"	1/2" Nom			
	WHF-3-4	4"	1/2" Nom			
	WHF-3-20	6"	1/2" Nom			
	WHF-3-6	8-1/2"	1/2" Nom			
NOT CLEANED FOR OXYGEN						
	WHF-3-120	6 Feet	1/2" Nom	WHF-3-122	6 Feet	3/4" Nom
	WHF-3-17	12 Feet	1/2" Nom	WHF-3-18	12 Feet	3/4" Nom
Note: 12 Foot Lengths Must Ship Via Common Carrier						

PART NO.	REF A	REF B	REF F	ELBOWS	Pipe Elbows, Female PRESSURES TO 3000 PSIG (20,700 kPa) 	
WHF-4-8	1/2" NPT	1/2" NPT	1-1/4"	Figure 1		
WHF-4-11	3/4" NPT	3/4" NPT	1-3/8"	Figure 1		
WHF-4-15	1/2" NPT	.843"-.847"	1-1/4"	Figure 2		
WHF-4-19	3/4" NPT	1.053"-1.057"	1-3/8"	Figure 2		
WHF-4-2	.843"-.847"	.843"-.847"	1-1/4"	Figure 3		
.843"-.847" = 1/2" Pipe Slip * 1.053"-1.057" = 3/4" Pipe Slip					FIGURE 1 FIGURE 2 FIGURE 3	

Pipe Crosses, Female		PART NO.	REF A	REF B	REF C & D	REF E	CROSSES
<p>Pressures to 3000 PSIG (20,700 kPa)</p> <p>FIGURE 1 FIGURE 2 (SLIP THROUGH) FIGURE 3</p>	WHF-4-9	1/2" NPT	1/2" NPT	1/2" NPT	2-1/2"	Figure 1	
	WHF-4-12	3/4" NPT	3/4" NPT	3/4" NPT	2-3/4"	Figure 1	
	WHF-4-16	.843"-.847"	.843"-.847"	1/2" NPT	2-1/2"	Figure 2	
	WHF-4-23	.843"-.847"	1/2" NPT	1/2" NPT	2-1/2"	Figure 3	
.843"-.847" = 1/2" Pipe Slip							

PART NO.	REF A	REF B	REF C	REF E	TEES	Pipe Tees, Female	
WHF-4-7	1/2" NPT	1/2" NPT	1/2" NPT	2-1/2"	Figure 1	<p>Pressures to 3000 PSI (20,700 kPa)</p> <p>FIGURE 1 FIGURE 2 (SLIP THROUGH)</p> <p>FIGURE 3 FIGURE 4 FIGURE 5 (SLIP THROUGH)</p>	
WHF-4-10	3/4" NPT	3/4" NPT	3/4" NPT	2-3/4"	Figure 1		
WHF-4-14	.843"-.847"	.843"-.847"	1/2" NPT	2-1/2"	Figure 2		
WHF-4-18	1.053"-1.057"	1.053"-1.057"	3/4" NPT	2-3/4"	Figure 2		
WHF-4-13	1/2" NPT	1/2" NPT	.843"-.847"	2-1/2"	Figure 3		
WHF-4-21	.843"-.847"	1/2" NPT	1/2" NPT	2-3/4"	Figure 4		
WHF-4-22	1.053"-1.057"	3/4" NPT	3/4" NPT	2-1/2"	Figure 4		
WHF-4-1	1.053"-1.057"	1.053"-1.057"	1.053"-1.057"	2-3/4"	Figure 5		
.843"-.847" = 1/2" Pipe Slip * 1.053"-1.057" = 3/4" Pipe Slip							

FEMALE NPT OUTLET ADAPTORS FOR MANIFOLD PIPELINE, BRASS & STAINLESS STEEL	PART NO. GAS SERVICE		DESCRIPTION	MATERIAL
	<p>500 PSIG (3400 kPa) 3000 PSIG (20,700 kPa) 6000 PSIG (41,300 kPa)</p>	CGA VALVE OUTLETS TO FEMALE PIPE THREADS		
15-1		CGA-300	Commercial Acetylene, to 500 PSIG: RH Male .825"-14 NGO to 1/4" NPT Female	Brass
CO-2-1		CGA-320	Carbon Dioxide, to 3000 PSIG: RH Male .825"-14 NGO, to 1/4" NPT Female	Brass
1321-1		CGA-326	Nitrous Oxide, to 3000 PSIG: RH Male .825"-14 NGO to 1/4" NPT Female	Brass
1341-1		CGA-346	Air, to 3000 PSIG: RH Male .825"-14 NGO to 1/4" NPT Female	Brass
SS-1341-1		CGA-346	Air, to 3000 PSIG: RH Male .825"-14 NGO to 1/4" NPT Female	St. Steel
347-1		CGA-347	Air, to 5500 PSIG: RH Male .825"-14 NGO to 1/4" NPT Female	Brass
SS-347-1		CGA-347	Air, from 3,001 to 5500 PSIG: RH Male .825"-14 NGO to 1/4" NPT Female	St. Steel
800-1		CGA-350	Hydrogen, Natural Gas, to 3000 PSIG: LH Male .825"-14 NGO to 1/4" NPT Female	Brass
500-1		CGA-500	Medical Mixtures, to 3000 PSIG: RH Female .885"-14 NGO to 1/4" NPT Female	Brass
16-1		CGA-510	POL Acetylene, Propane, to 500 PSIG: LH Female .885"-14 NGO to 1/4" NPT Female	Brass
300-1		CGA-510	POL Acetylene, Propane, to 500 PSIG: 90° LH Female Nut .885"-14 NGO to 1/4" NPT Female	Brass
415-1		CGA-540	Oxygen, to 3000 PSIG: RH Male .903"-14 NGO to 1/4" NPT Female	Brass
SS-415-1		CGA-540	Oxygen, to 3000 PSIG: RH Male .903"-14 NGO to 1/4" NPT Female	St. Steel
414-1		CGA-555	Butane, Propane Liquid, 3000 PSIG: LH Male .903"-14 NGO to 1/4" NPT Female	Brass
416-1		CGA-580	Argon, Helium, Nitrogen to 3000 PSIG: RH Female .965"-14 NGO to 1/4" NPT Female	Brass
417-1		CGA-590	Industrial Air, to 3000 PSIG: LH Female .965"-14 NGO to 1/4" NPT Female	Brass
660-1		CGA-660	Refrigerant Gases, to 3000 PSIG: RH Male 1.030"-14 NGO to 1/4" NPT Female	Brass
SS-660-1		CGA-660	Refrigerant Gases, to 3000 PSIG: RH Male 1.030"-14 NGO to 1/4" NPT Female	St. Steel
SS-677-1		CGA-677	Argon, Helium, Nitrogen from 5,501 to 7500 PSIG: LH Male 1.030"-14 NGO to 1/4" NPT Female	St. Steel

PART NO.		GAS SERVICE		DESCRIPTION	MATERIAL
Medical Breathing Mix, to 3000 PSIG:					
WMS-1-64	CGA-280	.745"-14	NGO, RH Male, Check Valve	Outlet to 1/2" NPT	Brass
Commercial Acetylene, to 500 PSIG:					
B-10	CGA-300	.825"-14	NGO, RH Male to 1/4" NPT		Brass
B-12	CGA-300	.825"-14	NGO, RH Male to 1/2" NPT		Brass
B-13	CGA-300	.825"-14	NGO, RH Male to 3/4" NPT		Brass
Carbon Dioxide, to 3000 PSIG:					
B-20	CGA-320	.825"-14	NGO, RH Male to 1/4" NPT		Brass
B-21	CGA-320	.825"-14	NGO, RH Male to 3/8" NPT		Brass
B-22	CGA-320	.825"-14	NGO, RH Male to 1/2" NPT		Brass
B-23	CGA-320	.825"-14	NGO, RH Male to 3/4" NPT		Brass
Nitrous Oxide, to 3000 PSIG:					
B-1320	CGA-326	.825"-14	NGO, RH Male to 1/4" NPT		Brass
B-1321	CGA-326	.825"-14	NGO, RH Male to 3/8" NPT		Brass
B-1322	CGA-326	.825"-14	NGO, RH Male to 1/2" NPT		Brass
WMS-1-59	CGA-326		Check Valve Outlet to 1/2" NPT		Brass
Air, to 3000 PSIG:					
B-1340	CGA-346	.825"-14	NGO, RH Male to 1/4" NPT		Brass
B-1342	CGA-346	.825"-14	NGO, RH Male to 1/2" NPT		Brass
WMS-1-62	CGA-346		Check Valve Outlet to 1/2" NPT		Brass
B-1340SS	CGA-346	.825"-14	NGO, RH Male to 1/4" NPT		St. Steel
Air, to 5500 PSIG:					
B-348	CGA-347	.825"-14	NGO, RH Male to 1/2" NPT		Brass
Hydrogen, Natural Gas, to 3000 PSIG:					
B-30	CGA-350	.825"-14	NGO, LH Male to 1/4" NPT		Brass
B-32	CGA-350	.825"-14	NGO, LH Male to 1/2" NPT		Brass
B-33	CGA-350	.880"-14	NGO, LH Male to 3/4" NPT		Brass
Medical Breathing Mix, to 3000 PSIG:					
B-500	CGA-500	.880"-14	NGO, RH Female to 1/4" NPT		Brass
Acetylene, Butane, Propane, to 500 PSIG					
B-40	CGA-510	.885"-14	NGO, LH Female to 1/4" NPT		Brass
B-42	CGA-510	.885"-14	NGO, LH Female to 1/2" NPT		Brass
B-43	CGA-510	.885"-14	NGO, LH Female to 3/4" NPT		Brass
Oxygen, to 3000 PSIG:					
B-50	CGA-540	.903"-14	NGO, RH Male to 1/4" NPT		Brass
B-51	CGA-540	.903"-14	NGO, RH Male to 3/8" NPT		Brass
B-52	CGA-540	.903"-14	NGO, RH Male to 1/2" NPT		Brass
WMS-1-53	CGA-540		Check Valve Outlet to 1/2" NPT		Brass
B-53	CGA-540	.903"-14	NGO, RH Male to 3/4" NPT		Brass
B-50SS	CGA-540	.903"-14	NGO, RH Male to 1/4" NPT		St. Steel
Butane, Propane (Liq/W), to 3000 PSIG:					
B-60	CGA-555	.903"-14	NGO, LH Male to 1/4" NPT		Brass
B-62	CGA-555	.903"-14	NGO, LH Male to 1/2" NPT		Brass

**MALE NPT OUTLET ADAPTORS FOR
MANIFOLD PIPELINE,
BRASS & STAINLESS STEEL**

**500 PSIG (3400 kPa)
3000 PSIG (20,700 kPa)
6000 PSIG (41,300 kPa)**



B-20




WMS-1-53



CONTINUED ON NEXT PAGE

MALE NPT OUTLET ADAPTORS FOR MANIFOLD PIPELINE, BRASS & STAINLESS STEEL 500 PSIG (3400 kPa) 3000 PSIG (20,700 kPa) 6000 PSIG (41,300 kPa)		PART NO.		GAS SERVICE		DESCRIPTION		MATERIAL	
				Oxygen, 3000 PSIG to 4000 PSIG:					
B-578	CGA-577			.960"-14 NGO, RH Male to 1/2" NPT		Brass			
Argon, Helium, Nitrogen, Etc, to 3000 PSIG:									
B-70	CGA-580			.965"-14 NGO, RH Female to 1/4" NPT		Brass			
B-71	CGA-580			.965"-14 NGO, RH Female to 3/8" NPT		Brass			
B-72	CGA-580			.965"-14 NGO, RH Female to 1/2" NPT		Brass			
WMS-1-54	CGA-580			Check Valve Outlet to 1/2" NPT		Brass			
B-73	CGA-580			.965"-14 NGO, RH Female to 3/4" NPT		Brass			
Industrial Air, to 3000 PSIG:									
B-80	CGA-590			.965"-14 NGO, LH Female to 1/4" NPT		Brass			
B-82	CGA-590			.965"-14 NGO, LH Female to 1/2" NPT		Brass			
B-83	CGA-590			.965"-14 NGO, LH Female to 3/4" NPT		Brass			
Refrigerant Gases, to 3000 PSIG:									
B-660-SS	CGA-660			1.030"-14 NGO, RH Male to 1/4" NPT		St. Steel			
Air, Argon, Helium, Etc, to 6000 PSIG:									
B-677-SS	CGA-677			1.030"-14 NGO, LH Male to 1/4" NPT		St. Steel			
B-678-SS	CGA-677			1.030"-14 NGO, LH Male to 1/2" NPT		St. Steel			
B-679-SS	CGA-677			1.030"-14 NGO, LH Male to 3/4" NPT		St. Steel			
Inert Gases, to 5500 PSIG:									
B-682	CGA-680			1.045"-14 NGO, RH Female to 1/2" NPT		Brass			

PART NO.		W/CV		GAS SERVICE		DESCRIPTION		MATERIAL	
To 500 PSIG (3400 kPa)									
T-16	T-16CV	CGA-300	Commercial Acet., RH Female		Brass				
T-15	T-15CV	CGA-510	POL Acetylene, LH Male		Brass				
To 3000 PSIG (20,700 kPa)									
T-296	-	CGA-296	Industrial Mix /Oxy., RH Male		Brass				
T-CO-2	-	CGA-320	Carbon Dioxide, RH Female		Brass				
T-326	T-326CV	CGA-326	Nitrous Oxide, RH Female		Brass				
T-346	T-346CV	CGA-346	Air, RH Female		Brass				
T-82	T-82CV	CGA-350	Hydrogen, LH Female		Brass				
T-62	T-62CV	CGA-540	Oxygen, RH Female		Brass				
T-62SS	-	CGA-540	Oxygen, RH Female		St. Steel				
T-72	T-72CV	CGA-555	Propane (Liquid/Water) LH Female		Brass				
T-92	T-92CV	CGA-580	Nitrogen, Argon, Helium, RH Male		Brass				
T-92SS	-	CGA-580	Nitrogen, Argon, Helium, RH Male		St. Steel				
T-93	T-93CV	CGA-590	Industrial Air, LH Male		Brass				
To 4000 PSIG (27,600 kPa)									
T-577	-	CGA-577	Oxygen, RH Female		Brass				
To 5500 PSIG (37,950 kPa)									
T-347	-	CGA-347	Air, RH Female		Brass				
T-347SS	-	CGA-347	Air, RH Female		St. Steel				
T-680	-	CGA-680	Inert Gases, RH Male		Brass				

**MANIFOLD COUPLER TEES,
BRASS & STAINLESS STEEL
WITH & WITHOUT CHECK VALVES**


PART NO.		GAS SERVICE	DESCRIPTION	GAS
PRESSURES TO 3000 PSIG (20,700 kPa)				
T3-540	CGA-540	RH Male	Oxygen	<p style="text-align: center;">MANIFOLD 3-WAY OUTLET COUPLER TEES, BRASS</p>  <p style="text-align: right;">T3-540</p>
T3-580	CGA-580	RH Female	Nitrogen, Argon, Helium	

PART NO.		W/CV	GAS SERVICE	DESCRIPTION	GAS
<p>MANIFOLD 4-WAY COUPLER TEES, BRASS</p> <p>With and Without Check Valves</p>  <p style="text-align: right;">T4-540CV</p>		WITH CGA NUT & NIPPLE			
		Pressures to 3000 PSIG (20,700 kPa)			
T4-540	T4-540CV	CGA-540	RH Male	Oxygen	<p style="text-align: center;">MANIFOLD 4-WAY COUPLER TEES, BRASS</p> <p>With and Without Check Valves</p>  <p style="text-align: right;">T4-540CV</p>
T4-580	-	CGA-580	RH Female	Nitrogen, Argon, Helium	


PART NO.	DESCRIPTION	MAX PSIG	GAS	GAS SERVICE
MB-10	RH Male Outlets	500	Commerc. Acet.	CGA-300
MB-346	RH Male Outlets	3000	Air	CGA-346
MB-40-7	LH Female Outlets	500	POL Acet., Propane	CGA-510
MB-50	RH Male Outlets	3000	Oxygen	CGA-540
MB-50CV	With Check Valve Inlet Nipple	3000	Oxygen	CGA-540
MB-70	RH Female Outlets	3000	Nitrogen, Argon, Helium	CGA-580
MB-70CV	With Check Valve Inlet Nipple	3000	Nitrogen, Argon, Helium	CGA-580

**Use with any Pigtailed having CGA connections.
Brass Pigtailed recommended for use with acetylene.**

**MANIFOLD BLOCK
ASSEMBLIES, BRASS**



MB-70

<p>MANIFOLD HEX BLOCKS, BRASS & STAINLESS STEEL</p>  <p style="text-align: left;">MB-7</p> <p style="text-align: right;">MB-6</p> <th>PART NO.</th> <th>DESCRIPTION</th> <th>MAX PSIG</th> <th>MATERIAL</th>		PART NO.	DESCRIPTION	MAX PSIG	MATERIAL
		2" Block, Six Outlets:			
MB-6	1/4" NPT Female Side Outlets	3000	Brass		
MB-6SS	1/4" NPT Female Side Outlets	6000	St. Steel		
2" Block, Seven Outlets:					
MB-7	1/4" NPT Female Side/Top Outlets	3000	Brass		
MB-7SS	1/4" NPT Female Side/Top Outlets	6000	St. Steel		