



# **SWSI**

**Southern Welding Systems International LLC**

**Welding | Industrial | Safety**


**International Wholesale Distribution**


**Contact us for Pricing:**


**Phone: 281-485-9772 | Fax: 281-485-4386**

**Email: [Sales@swsintl.com](mailto:Sales@swsintl.com) | Website: [www.swsintl.com](http://www.swsintl.com)**

**Address: 3908 1st Street Pearland, Texas 77581**

INERT ARC NUTS, BRASS (TIG) Pressures to 200 PSIG (1400 kPa)	PART NO.		DESCRIPTION	SIZE	SERVICE	
	A-SIZE (3/8"-24) * B-SIZE (5/8"-18) * C-SIZE (7/8"-14)					
	9		Inert Gas, Female RH	A-Size	CGA-020	
	10		Water, Female LH	A-Size	CGA-021	
	AW-21		Water, Male LH	A-Size	CGA-031	
	AW-21A		Inert Gas, Male RH	A-Size	CGA-030	
	Use Above With AW-13, AW-24, A-Size Cable Nipples					
	AW-7		Air-Water, Female RH	B-Size	-	
	Use Above With AW-30 and AW-32 Couplers					
	AW-14		Water, Male LH	B-Size	CGA-033	
	AW-14A		Inert Gas, Male RH	B-Size	CGA-032	
	Use Above With All B-Size Inert Arc Nipples					
	AW-10		Water, Male LH	C-Size	CGA-035	
	AW-10A		Inert Gas, Male RH	C-Size	CGA-034	
Use Above With All C-Size Power Cable Nipples						

PART NO.		DESCRIPTION	SIZE	INERT ARC NIPPLES, BRASS (TIG) Pressures to 200 PSIG (1400 kPa)
A-SIZE (3/8"-24) * B-SIZE (5/8"-18)				
AW-24		2" Long, Barb for 1/8" ID Hose	A-Size	
AW-13		2" Long, Barb for 3/16" ID Hose	A-Size	
Use Above With 9, 10, AW-21, AW-21A Nuts				
AW-3		2.175" Long, 1/8" NPT	B-Size	
AW-16		2 7/32" Long, Barb for 1/8" ID Hose	B-Size	
AW-17		2 7/32" Long, Barb for 1/4" ID Hose	B-Size	
AW-18		2 7/32" Long, Barb for 3/16" ID Hose	B-Size	
AW-19		2 7/32" Long, Barb for 3/8" ID Hose	B-Size	
AW-20		2 7/32" Long, Barb for 5/16" ID Hose	B-Size	
Use Above With AW-14, AW-14A, AW-7 Nuts				
AW-16B		1 13/32" Long, for 1/8" ID Hose, .190 OD	B-Size	
AW-40		2" Long, Undersized 1/8" Barb	B-Size	
AW-47		2 7/32" Long, Special 1/4" Barb	B-Size	

INERT ARC ADAPTORS, BRASS Pressures to 200 PSIG (1400 kPa)	PART NO.		DESCRIPTION	SIZE
	MALE TO FEMALE AIR-WATER CONNECTIONS FOR INERT ARC WELDING			
	A-SIZE (3/8"-24") * B-SIZE (5/8"-18") * C-SIZE (7/8"-14")			
	AW-12		1/8" NPT Male to A-Size Female LH Water	A-Size
	AW-12A		1/8" NPT Male to A-Size Female RH Inert Gas	A-Size
	AW-152		1/8" NPT Male to B-Size Female LH Water	B-Size
	AW-152A		1/8" NPT Male to B-Size Female RH Inert Gas	B-Size
	AW-15		1/4" NPT Male to B-Size Female LH Water	B-Size
	AW-15A		1/4" NPT Male to B-Size Female RH Inert Gas	B-Size
	AW-28		9/16"-18 Male to B-Size Female LH Water	B-Size
	AW-28A		9/16"-18 Male to B-Size Female RH Inert Gas	B-Size
	AW-27		1/4" NPT Male to C-Size Female LH Water	C-Size
	AW-27A		1/4" NPT Male to C-Size Female RH Inert Gas	C-Size

PART NO.		DESCRIPTION
		<b>B-SIZE (5/8"-18)</b>
AW-403	RHM to CGA-022 9/16"-18 RHM	
AW-404	LHM to B-Size RHM	
AW-405	RHF to CGA-022 9/16"-18 RHF	
AW-406	LHF to B-Size RHF	
AW-407	RHM to B-Size RHF -90°	
AW-408	LHM to B-Size LHF -90°	
AW-409	RHM to B-Size RHM	
AW-423	RHM to CGA-023 9/16"-18 LHM	
AW-424	LHM to CGA-023 9/16"-18 LHM	
AW-425	RHF to CGA-023 9/16"-18 LHF	
AW-426	LHF to CGA-023 9/16"-18 LHF	
AW-427	RHM to 1/4" NPT M	
AW-428	LHM to 1/4" NPT M	
AW-432	RHM to CGA-022 9/16"-18 RHF	
AW-432B	9/16" - 18 F to 5/8" - 18 F	
AW-433	RHM to CGA-023 9/16"-18 LHF	

**INERT ARC HOSE  
& TORCH ADAPTORS, BRASS**  
Pressures to 200 PSIG (1400 kPa)

AW-405 AW-427  
AW-423  
AW-409 AW-407

PART NO.		DESCRIPTION	SIZE	
		<b>INERT ARC HOSE COUPLERS, BRASS</b> Pressures to 200 PSIG (1400 kPa)	<b>A-SIZE (3/8"-24) * B-SIZE (5/8"-18) * C-SIZE (7/8"-14)</b>	
<p>AW-431A AW-430</p>		AW-430A	CGA-030 RH Female to A-Size RH Female	A-Size
		AW-431A	CGA-031 LH Female to A-Size LH Female	A-Size
		AW-430	CGA-032 RH Female to B-Size RH Female	B-Size
		AW-431	CGA-033 LH Female to B-Size LH Female	B-Size
		AW-430B	1/4" NPT Female to CGA-032 RH Female	B-Size
		AW-431B	1/4" NPT Female to CGA-033 LH Female	B-Size
		AW-430C	CGA-034 RH Female to C-Size RH Female	C-Size
		AW-431C	CGA-035 LH Female to C-Size LH Female	C-Size

PART NO.		DESCRIPTION	SIZE
AW-30	5/8"-18 Male RH to 5/8"-18 Male RH	B-Size	<b>INERT ARC AIR-WATER COUPLERS, BRASS</b> Pressures to 200 PSIG (1400 kPa) <p>AW-30 AW-35</p>
AW-32	1/4"-18 NPT Male to 5/8"-18 Male RH	B-Size	
AW-34	5/8"-18 Male RH to 9/16"-18 Male RH	B-Size	
AW-35	5/8"-18 Male LH to 9/16"-18 Male LH	B-Size	

PART NO.		DESCRIPTION	SIZE	
		<b>INERT ARC POWER CABLE ADAPTORS, BRASS (TIG)</b> Pressures to 200 PSIG (1400 kPa)	<b>A-SIZE (3/8"-24) * B-SIZE (5/8"-18) * C-SIZE (7/8"-14)</b>	
<p>AW-107 AW-110</p>		AW-110	RH Female to A-Size RH Female, 2 15/16" Long	B-Size
		AW-105	RH Female to B-Size RH Female, 3/4" Hex, 2 1/8" Long	B-Size
		AW-106	RH Female to B-Size RH Female, 3/4" Hex, 2 1/8" Long	B-Size
		AW-107	LH Female to B-Size LH Female, 3/4" Hex, 2 1/8" Long	B-Size
		AW-108	RH Female to B-Size RH Female, 1 1/8" Hex, 2" Long	C-Size
		AW-109	LH Female to B-Size LH Female, 1 1/8" Hex, 2" Long	C-Size

INERT ARC POWER CABLE NIPPLES & CONNECTOR ASSEMBLIES, BRASS		PART NO.	DESCRIPTION	SIZE
		<b>ONE-PIECE POWER CABLE NIPPLE &amp; TUBE CONNECTOR FOR CRIMPING</b> <b>A-SIZE (3/8"-24) * B-SIZE (5/8"-18)</b>		
		AW-44	1/8" ID Hose, .22 OD Tube, 1 3/4" Long	A-Size
		AW-45	3/16" ID Hose, .245 OD Tube, 2 3/8" Long	A-Size
		AW-46	3/8" ID Hose, .367 OD Tube, 2 3/4" Long	B-Size
		<b>B-SIZE NIPPLES WITH COPPER TUBE FOR CRIMPING CABLE, USE WITH AW-14 &amp; AW-14A NUT</b> <b>B-SIZE (5/8"-18)</b>		
		AW-49	.219" OD Cooper Tube, 2 3/8" Long Overall	B-Size
AW-50	.312" OD Copper Tube, 2.75" Long Overall	B-Size		
<b>C-SIZE NIPPLES FOR CRIMPING CABLE, USE WITH AW-10 &amp; AW-10A NUT</b> <b>C-SIZE (7/8"-14)</b>				
AW-23	.312" OD Copper Tube, 3 11/32" Long	C-Size		
AW-26	.225" OD Brass Tube, 1.45" Long	C-Size		
AW-52	.375" OD Copper Tube, 3 3/8" Long	C-Size		
AW-54	.312" OD Copper Tube, 3 1/32" Long	C-Size		

PART NO.	DESCRIPTION	INERT ARC POWER CABLE NUT, NIPPLE & COPPER TUBE ASSEMBLIES
<b>ASSEMBLIES WITH COPPER TUBE FOR CRIMPING CABLE</b> <b>COPPER OR BRASS NIPPLE &amp; SWIVEL NUT</b>		
AW-22	Nipple & .312 OD Copper Tube with Brass A-Size LH Swivel Nut, 2-13/16" Long	
AW-22A	Nipple & .312 OD Copper Tube with Brass A-Size RH Swivel Nut, 2-13/16" Long	
AW-25	Nipple & .312 OD Copper Tube with Brass A-Size Female Swivel Nut, 2 5/8" Long	
AW-51	Nipple & .375" OD Copper Tube with 7/16"-20 Female Nut, 2 5/16" Long	
AW-53	Nipple & .218" OD Copper Tube with RH 1/4"-28 Female Nut, 1-15/16" Long	
AW-55	Nipple & .312" OD Copper Tube with 7/16"-20 Female Nut, 2" Long	
AW-56	Nipple & .375" OD Copper Tube with 5/8"-18 RH Male Nut (AW14-A), 3 1/4" Long	